

Whisper



*Inspired By Nature,
Made Possible By...*


CANCOS
TILE & STONE

HAND MOLDED SUBWAY WALL TILE



ANTRACITE

BELWHAN35



| 2.6 x 5.2 |


BELWHAN35D2



*plaid
deco*

| 2.6 x 5.2 |

BELWHAN310



| 3 x 10 |

BELWHANCAP



capitello

| 2.4 x 10 |

BELWHANBN30



bullnose

| 2.6 x 10 |

CENERE

BELWHCE35



| 2.6 x 5.2 |

BELWHCE35D2



*plaid
deco*

| 2.6 x 5.2 |

BELWHCE310



| 3 x 10 |

BELWHCECAP



capitello

| 2.4 x 10 |

BELWHCEBN30



bullnose

| 2.6 x 10 |

AQUAMARINE

BELWHAQ35



| 2.6 x 5.2 |

BELWHAQ35D3



*arabesque
deco*

| 2.6 x 5.2 |

BELWHAQ310



| 3 x 10 |

BELWHAQCAP



capitello

| 2.4 x 10 |

BELWHAQBN30



bullnose

| 2.6 x 10 |


GREIGE

BELWHGG35



| 2.6 x 5.2 |

BELWHGG35D1



*zig zag
deco*

| 2.6 x 5.2 |

BELWHGG310



| 3 x 10 |

BELWHGGCAP



capitello

| 2.4 x 10 |

BELWHGGBN30



bullnose

| 2.6 x 10 |

HAND MOLDED SUBWAY WALL TILE

PERLA

BELWHPE35



| 2.6 x 5.2 |

BELWHPE35D2



| *plaid
deco* | 2.6 x 5.2 |

BELWHPE310




| 3 x 10 |

BELWHPECAP



| *capitello* | 2.4 x 10 |

BELWHPEBN30



| *bullnose* | 2.6 x 10 |

TORTORA

BELWHTO35




| 2.6 x 5.2 |

BELWHTO35D1



| *zig zag
deco* | 2.6 x 5.2 |

BELWHTO310



| 3 x 10 |

BELWHTOCAP



| *capitello* | 2.4 x 10 |

BELWHTOBN30



| *bullnose* | 2.6 x 10 |


PORPORA

BELWHPO35



| 2.6 x 5.2 |

BELWHPO35D3



| *arabesque
deco* | 2.6 x 5.2 |

BELWHPO310



| 3 x 10 |

BELWHPOCAP



| *capitello* | 2.4 x 10 |

BELWHPOBN30



| *bullnose* | 2.6 x 10 |

ZUCCHERO

BELWHZU35




| 2.6 x 5.2 |

BELWHZU35D3



| *arabesque
deco* | 2.6 x 5.2 |

BELWHZU310



| 3 x 10 |

BELWHZUCAP



| *capitello* | 2.4 x 10 |

BELWHZUBN30



| *bullnose* | 2.6 x 10 |

WHITE

BELWHWH35



| 2.6 x 5.2 |

BELWHWH35D1



zig-zag deco | 2.6 x 5.2 |

BELWHWH35D2




plaid deco | 2.6 x 5.2 |

BELWHWH35D3




arabesque deco | 2.6 x 5.2 |

BELWHWHCAP




capitello | 2.4 x 10 |

BELWHWHBN30



bullnose | 2.6 x 10 |

BELWHWH316



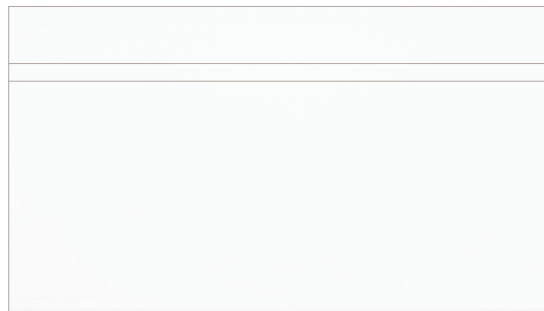
| 2.6 x 16 |

BELWHWH310



| 2.6 x 10.5 |

BELWHWHBASE



base | 6 x 10.5 |





Product Specifications

Tile Thickness	5/16"
Minimum Grout Joint Recommendation	1/16"
Shade Variation	Low (V1)

D.C.O.F. Wet	Moisture Absorption	Breaking Strength	MOH's Rating	Chemical Resistance	Abrasion Resistance
<0.42	<20%	100-230 lbs	4.0-6.5	Resistant	N/A

COMMERCIAL USAGE

APPLICATION	INTERIOR			EXTERIOR	
	Residential	Light Commercial	Commercial	Residential	Commercial
Floors / Patios (covered & uncovered)					
Walls / Backsplashes	X	X	X		
Countertops*					
Pool Deckings					
Pool Linings					

RESIDENTIAL USAGE

APPLICATION	Walls	Countertops*	Exterior Patios	Exterior Pool Decks
Floors	X			

***Bevel is not recommended for countertops**

Notes:

- Suitable for exterior walls in non-freezing climates when proper installation methods are followed.
- Darker colors may show scratches.

The marketing name for this product is property of Cancos Tile Corp. This same product may be marketed under different names.