

Waterjet




Leaf



MOSWJTCLEAF

Thassos + Carrara


Leaf



MOSWJTSLEAF

Thassos + Shellstone

Star



MOSWJTCSTAR

Thassos + Carrara

Arabesque



MOSWJTWARAB

Thassos + Super White Glass


Picket



MOSWJTSPICKET

Thassos + Shellstone


Weave



MOSWJTSWEAVELGP

Thassos + Shellstone








Tear



MOSWJTSTEAR

Thassos + Shellstone

APPLICATION & MAINTENANCE

	Walls	Floors	Wet Areas	Residential Usage	Commercial Usage	Exterior
 Arabesque	X		X	X	X ⁴	X ²
 Leaf (carrara)	X	X	X	X	X	X ²
 Leaf (shellstone)	X	X ³	X ¹	X	X ⁴	
 Picket	X	X ³	X ¹	X	X ⁴	
 Star	X	X	X	X	X	X ²
 Tear	X	X ³	X ¹	X	X ⁴	
 Weave	X	X ³	X ¹	X	X ⁴	

1: Can be installed in wet areas, such as shower walls, with the use of Epoxy grout

LEAF, TEAR, WEAVE, PICKET:

Avoid sharp objects coming in contact with the Mother of Pearl. They may leave scratches on its surface or lead to breakage.

Avoid direct sunlight; the color of the Mother of Pearl may change.

Do NOT use in submerged water areas (ie. pools, fountains and shower pans).

2: Exterior usage only when properly installed using TCNA guidelines.

3: Interior residential light traffic floors, with the use of Epoxy. Do NOT use in submerged areas like shower pans or pools.

4: Commercial usage on walls, only. No floors.

Recommended Sealer = FILAMP90. Recommended Cleaner = FILASTONECLEAN.

Please test on a small area before applying. Use a non-abrasive cloth and neutral detergents for cleaning.

Avoid acid detergents, chemicals, and solvents.

Glass & Marble tile may be susceptible to scratching in handling and installation, as well as use.

Expect variation of color from production run to production run.

Oils, acids, and highly pigmented liquids/foods can penetrate and stain these stones.

Please refer to TCNA HANDBOOK for more specific information regarding installation.